

435802-9 ✓ ACTIVE

Alcoswitch | Alcoswitch DIP, Alcoswitch DIP 7000 & 7100

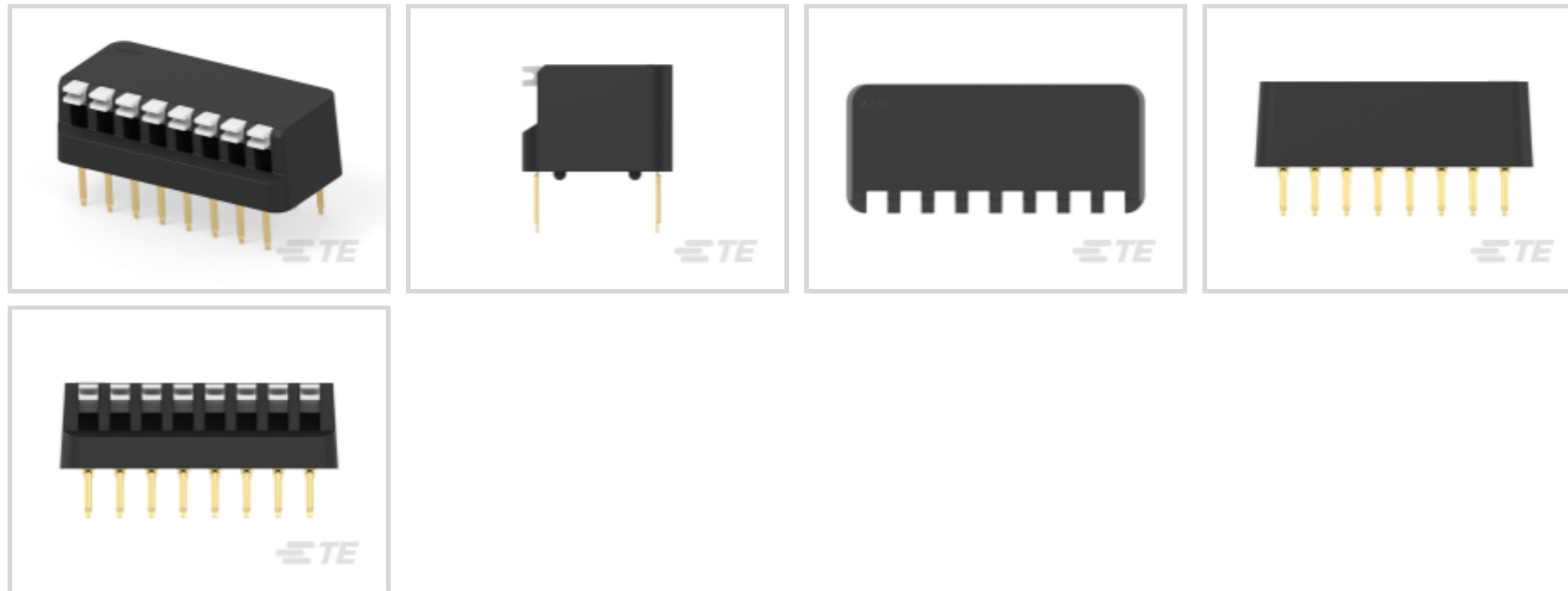
TE Internal #: 435802-9

DIP & SIP Switches, Switch, Gold, Black Housing, Polyester GF,  
Sealed, 8 Switch, -55 – 105 °C, DIP, Alcoswitch DIP

[View on TE.com >](#)



Relays, Contactors & Switches > Switches > DIP & SIP Switches



DIP & SIP Switch Product Type: **Switch**

DIP & SIP Switch Contact Mating Area Plating Material: **Gold**

DIP & SIP Switch Housing Color: **Black**

DIP & SIP Switch Housing Material: **Polyester GF**

Auto-Insertable: **No**

## Features

### Product Type Features

DIP & SIP Switch Product Type	Switch
Sealed DIP & SIP Switch	Yes
DIP & SIP Switch Type	DIP
Actuator Style	Piano (Side Actuated)

### Configuration Features

Number of Positions	8
Number of Switches	8
Configuration (Pole-Throw)	Single Pole - Single Throw

### Electrical Characteristics

DIP & SIP Switch Voltage Rating	50 VDC
---------------------------------	--------

### Body Features

Seal Type	Strippable
-----------	------------

### Contact Features

Solder Tail Contact Plating	Gold over Nickel
-----------------------------	------------------



30 µin

DIP & SIP Switch Contact Mating Area Plating Material	Gold
---	------

Auto-Insertable	No
-----------------	----

DIP & SIP Switch Contact Current Rating	1.5 A
---	-------

Contact Base Material	Copper Alloy
-----------------------	--------------

### Termination Features

Termination Post Length	3.56 mm[.14 in]
-------------------------	-----------------

### Mechanical Attachment

Mounting Angle	Vertical
----------------	----------

DIP & SIP Switch Mounting Type	Through Hole
--------------------------------	--------------

### Housing Features

Low Profile	Yes
-------------	-----

DIP & SIP Switch Housing Color	Black
--------------------------------	-------

DIP & SIP Switch Housing Material	Polyester GF
-----------------------------------	--------------

DIP & SIP Switch Centerline	2.54 mm[.1 in]
-----------------------------	----------------

### Dimensions

Height	7.36 mm[.29 in]
--------	-----------------

Length	22.35 mm[.88 in]
--------	------------------

### Usage Conditions

Operating Temperature Range	-55 – 105 °C
-----------------------------	--------------

### Industry Standards

UL Flammability Rating	UL 94V-0
------------------------	----------

### Packaging Features

Packaging Method	Package
------------------	---------

Packaging Quantity	14
--------------------	----

### Product Compliance

[For compliance documentation, visit the product page on TE.com>](#)

EU RoHS Directive 2011/65/EU	Not Compliant
------------------------------	---------------

EU ELV Directive 2000/53/EC	Compliant with Exemptions
-----------------------------	---------------------------

China RoHS 2 Directive MIIT Order No 32, 2016	Restricted Materials Above Threshold
---	--------------------------------------

EU REACH Regulation (EC) No. 1907/2006	
--	--



Current ECHA Candidate List: JUNE 2022  
(224)

Candidate List Declared Against: JUN 2020  
(209)

SVHC > Threshold:

Pb (13% in Component Part)

**Article Safe Usage Statements:**

Do not eat, drink or smoke when using this product. Wash thoroughly after handling. Recycle if possible and dispose of the article by following all applicable governmental regulations relevant to your geographic location.

Halogen Content

Not Low Halogen - contains Br or Cl > 900 ppm.

Solder Process Capability

Wave solder capable to 265°C


**Product Compliance Disclaimer**

This information is provided based on reasonable inquiry of our suppliers and represents our current actual knowledge based on the information they provided. This information is subject to change. The part numbers that TE has identified as EU RoHS compliant have a maximum concentration of 0.1% by weight in homogenous materials for lead, hexavalent chromium, mercury, PBB, PBDE, DBP, BBP, DEHP, DIBP, and 0.01% for cadmium, or qualify for an exemption to these limits as defined in the Annexes of Directive 2011/65/EU (RoHS2). Finished electrical and electronic equipment products will be CE marked as required by Directive 2011/65/EU. Components may not be CE marked. Additionally, the part numbers that TE has identified as EU ELV compliant have a maximum concentration of 0.1% by weight in homogenous materials for lead, hexavalent chromium, and mercury, and 0.01% for cadmium, or qualify for an exemption to these limits as defined in the Annexes of Directive 2000/53/EC (ELV). Regarding the REACH Regulation, the information TE provides on SVHC in articles for this part number is based on the latest European Chemicals Agency (ECHA) 'Guidance on requirements for substances in articles' posted at this URL: <https://echa.europa.eu/guidance-documents/guidance-on-reach>

## Compatible Parts



Also in the Series | **Alcoswitch DIP**



DIP &amp; SIP Switches(291)




Rotary Switches(25)



Switch Seals &amp; Accessories(1)

## Also in the Series | [Alcoswitch DIP 7000 & 7100](#)



DIP &amp; SIP Switches(56)



Switch Seals &amp; Accessories(1)

## Documents

### Product Drawings

#### [RIGHT ANGLE DIP SW 8 P SEALED](#)

English

### CAD Files

#### [3D PDF](#)

English

#### Customer View Model

[ENG\\_CVM\\_435802-9\\_AK.2d\\_dxf.zip](#)

English

#### Customer View Model

[ENG\\_CVM\\_435802-9\\_AK.3d\\_igs.zip](#)

English

#### Customer View Model

[ENG\\_CVM\\_435802-9\\_AK.3d\\_stp.zip](#)

English

#### Customer View Model

[ENG\\_CVM\\_CVM\\_435802-9\\_BW.3d\\_igs.zip](#)

English

#### Customer View Model

[ENG\\_CVM\\_CVM\\_435802-9\\_BW.3d\\_stp.zip](#)

English

#### Customer View Model

[ENG\\_CVM\\_CVM\\_435802-9\\_BW.2d\\_dxf.zip](#)



English

[3D PDF](#)

[3D](#)

By downloading the CAD file I accept and agree to the [Terms and Conditions](#) of use.

---

[Product Specifications](#)

[Application Specification](#)

English

---

[Product Environmental Compliance](#)

[TE Material Declaration](#)

English

---

[Instruction Sheets](#)

[Instruction Sheet \(U.S.\)](#)

English